









Tips, Tricks, and Ideas for Hosting Game Night



Tips, Tricks, and Ideas for Hosting Game Night

SHARE

-  [Facebook \(opens in new window\)](#)
-  [Twitter \(opens in new window\)](#)
-  [Pinterest \(opens in new window\)](#)
-  [Download \(opens in new window\)](#)
-  [Email \(opens in new window\)](#)
-  [Print \(opens in new window\)](#)

Game nights are an excellent way to blend friendly competition, strategic thinking, and quality time with friends or family. Best of all, it gives you an excuse to whip out all those board games you have sitting on your shelf. Here's a detailed guide to organizing a game night that hits all the right notes.

Choosing the Perfect Games



We won't pretend to know your group of friends' or family's tastes, so we'll recommend some old favorites as far as games go. For board game enthusiasts, consider classics such as *Settlers of Catan*, *Monopoly*, *Ticket to Ride*, or *Scrabble*. Card games like *Apples to Apples* and *Uno* are great picks, as well!

If you have a Nintendo Switch, consider a racing title like *Mario Kart 8 Deluxe* or a fighting game like *Super Smash Bros. Ultimate*. If board games, minigames, and fierce competition are your jam, *Mario Party Superstars* or *Super Mario Party Jamboree* are excellent choices, too. Most of these games support up to four players in the same room, so you might have to take turns.

Game Zones and Ambiance



The layout of your gathering can make or break your game night. Consider dividing your space into distinct zones:

- **Board Game Corner:** Set up a table or two with your board game selection. Provide enough seating, good lighting, and a small sound system for background music.
- **Video Game Arena:** Arrange a comfortable area with a big screen, game consoles, and a couple of bean bags or couches that create an ideal spot for casual competition.
- **Snack Station:** Sit these areas near a central snack table to encourage mingling and easy access to refreshments and sweet treats like TWIX Chocolate Bars.

Snack Foods



A good game night spread means having a range of mess-free, easy-to-eat savory bites. Offer mini sandwiches, sliders, and bite-sized pizza slices alongside a variety of dips such as spicy guacamole, tangy salsa, and cool ranch paired with chips or vegetable crudités. Consider including stuffed treats like mushrooms or jalapeños and options to satisfy all the different dietary needs of your guests.

As for drinks, prepare non-alcoholic options like craft sodas and fruit-infused waters, as well as light cocktails or punches. If you live somewhere where it gets extra chilly, a hot beverage station featuring coffee, hot chocolate, or tea won't go unappreciated!

Candy is also a nice choice to have at a game night gathering. And with TWIX, two is more than one! Fill a candy bowl with [TWIX Minis](#) or [Fun Size TWIX](#) Chocolate Bars or maybe even get a little creative (and impress your guests) with some TWIX-inspired desserts:

- **TWIX Cheesecake Bars:** Create a luscious cheesecake with a layer of chopped TWIX Chocolate pieces mixed into the batter. Top it with a caramel drizzle and a sprinkle of crushed TWIX caramel and cookie pieces.
- **TWIX Cookie Sandwiches:** Craft soft, chewy cookies with a surprise filling. Use a TWIX-inspired caramel spread between two cookies to create a sweet sandwich that's easy to eat on the go.
- **TWIX Cookie Dough Brownie Bars:** Layered with fudgy brownies, creamy edible cookie dough, and TWIX chocolate pieces, these ultimate bars are a definite crowd-pleasing treat.

Frequently Asked Questions

[All Questions Game Night](#)

Filter by

- [All Questions](#)
- [Game Night](#)

1. **How many games should I include?**

For a longer event, plan for 3–5 games, with a balance of board games and video games. Keep options flexible so guests can choose what they enjoy most.

2. **How do I choose games for different skill levels?**

Select easy-to-learn games with accessible mechanics, such as *Mario Kart*, *Jackbox* party games, or classics like Scrabble and Uno. Offering cooperative or team-based games helps level the playing field and makes it more inclusive.

3. **What's the best set-up for space?**

Divide your area into game zones—board games at a table with comfortable seating, video games in a lounge-style setup with a large screen. Place snack stations nearby for easy access without disrupting gameplay.

4. **What are good game night snacks?**

Focus on non-messy snacks like finger foods and bite-sized options like mini sandwiches, sliders, chips with dip, and easy-to-handle desserts. [TWIX chocolate bars](#) are also always a good option for easy clean-up! Plus, they're delicious.

5. **What's the ideal group size?**

A game night works well with 4–10 players, allowing for variety without overwhelming space. If you have a large crowd, organize multiple stations or create smaller teams to keep gameplay balanced.

More Articles Like This



15 Foods and Snacks for the Perfect Picnic

Food is the most important part of any picnic, but picking the right spread can be hard. Here are 15 great food and snack ideas for your next picnic!

[EXPLORE](#)



The Best Candy to Give Out This Halloween

While you're prepping for spooky season, become the most popular house on your block with our list of the best Halloween candy to give trick-or-treaters!

[EXPLORE](#)



Camping Ideas, Tips, and Tricks

Planning a camping trip? Check out some camping ideas, tips, and tricks to make the most of your upcoming time in the great outdoors!

[EXPLORE](#)



5 Fun Graduation Party Ideas

Are you planning a graduation party for yourself or someone else? Check out some fun grad party ideas to make your celebration special!

[EXPLORE](#)

Source URL: <https://www.twix.com/our-blog/game-night-ideas>